

POSITION SENSORS

Product Range Guide



Honeywell

HONEYWELL HAS ONE OF THE BROADEST SENSOR & SWITCH PORTFOLIOS

With more than 50,000 products ranging from snap-action, limit, toggle, and pressure switches to position, speed, pressure, and airflow sensors, Honeywell has one of the broadest sensing and switching portfolios.

Honeywell sensor, switch, and control components are tailored to exact specifications for stronger performance, longer productivity, and increased safety. Enhanced accuracy and durability are built into every part, improving output and endurance. For our customers, this can reduce expenditures and operational costs. Our global footprint and channels help to competitively price such components for your chosen application and provide immediate technical support.

While Honeywell's switch and sensor solutions are suitable for a wide array of basic and complex applications, our custom-engineered solutions offer enhanced precision, repeatability, and ruggedness. We offer domain knowledge and technology resources, along with a close working relationship, to develop and deliver cost-effective, individually tailored solutions. Whether clean-slate development or simple modifications to an existing design are needed, our expertly engineered solutions help to meet the most stringent requirements with world-class product designs, technology integration, and customer-specific manufacturing.

Global service, sourcing, and manufacturing. Industry-leading engineers. Value-added assemblies and solutions. A one-stop, full-service, globally competitive supplier.

TABLE OF CONTENTS

Anisotropic Magneto-resistive Sensor ICs	3-4
Hall-effect Digital Sensor ICs	5-6
Hall-effect Digital ICs and Linear/Angle Sensor ICs	6
Value-Added Hall-effect Sensors	7
SMART Position Sensors	8
Inertial Measurement Units	9
Proximity Sensors	10-11
Aerospace Proximity Sensors	12
Non-Contact Hall-effect Sensors	13
Rotary Potentiometers	14



MAGNETIC SENSORS ANISOTROPIC MAGNETO- RESISTIVE SENSOR ICs

With a built-in magnetoresistive bridge integrated on silicon and encapsulated in a plastic package, Anisotropic Magnetoresistive (AMR) sensor ICs feature an integrated circuit that responds to low fields at large distances.




	NANOPOWER SERIES	STANDARD POWER SERIES
Description	omnipolar AMR sensor IC	omnipolar AMR sensor IC
Magnetic actuation type	omnipolar	omnipolar
Package style and packaging*	SOT-23, pocket tape and reel	<ul style="list-style-type: none"> • SM351RT, SM353RT: SOT-23, pocket tape and reel • SM451RT, SM453RT: flat TO-92-style, straight standard leads, bag
Supply voltage range	1.65 Vdc to 5.5 Vdc	3 Vdc to 24 Vdc
Supply current	<ul style="list-style-type: none"> • SM351LT: 360 nA typ. • SM353LT: 310 nA typ. 	8 mA max.
Output type	<ul style="list-style-type: none"> • low: 0.03 V typ. • high: Vs -0.03 V typ. 	digital sinking
Operating temperature range	-40°C to 85°C [-40°F to 185°F]	-40°C to 85°C [-40°F to 185°F]
Features	<p>high sensitivity:</p> <ul style="list-style-type: none"> • SM351LT: 7 Gauss typ., 11 Gauss max. • SM353LT: 14 Gauss typ., 20 Gauss max. <p>designed to accommodate applications with large air gaps, small magnetic fields and low power requirements</p>	<ul style="list-style-type: none"> • ultra-high sensitivity: SM351RT, SM451R: 7 Gauss typ., 11 Gauss max. • very high sensitivity: SM353RT, SM453R: 14 Gauss typ., 20 Gauss max.

***Dimensions:**

- **SOT-23:** 2,90 mm x 2,80 mm x 1,40 mm [0.11 in x 0.11 in x 0.055 in]
- **2-Pin SIP, wide leads:** 5,13 mm x 3,60 mm x 1,57 mm [0.20 in x 0.14 in x 0.06 in] (does not include leads)
- **4-Pin SIP:** 5,13 mm x 3,60 mm x 1,57 mm [0.20 in x 0.14 in x 0.06 in] (does not include leads)
- **Flat TO-92-style:** 4,06 mm x 3,0 mm x 1,57 mm [0.12 in x 0.16 in x 0.06 in] (does not include leads)
- **VF-401 flat TO-92-style:** 4,06 mm x 3,00 mm x 1,57 mm [0.12 in x 0.16 in x 0.06 in] (does not include leads)
- **U-Pack:** 4,5 mm x 4,5 mm x 1,57 mm [0.18 in x 0.18 in x 0.06 in] (does not include leads)
- **SOT-89B:** 4,5 mm x 4,2 mm x 1,3 mm [0.18 in x 0.17 in x 0.06 in]
- **SOIC-8:** 6,0 mm x 4,9 mm x 1,4 mm [0.24 in x 0.19 in x 0.06 in]

MAGNETIC SENSORS ANISOTROPIC MAGNETO- RESISTIVE SENSOR ICs

Honeywell's solution utilizes the Anisotropic Magneto-resistive (AMR) bridge in saturation, which provides a more stable output response when the system has vibration, sudden air gap changes, or target runout without requiring complex magnitude compensation algorithms. Potential applications include laptops, material handling equipment, pneumatic cylinders, and battery-powered equipment such as hand-held scanners, computers, and water/gas/electricity meters.




	VF401	2SS52M SERIES	VM821Q1 (VM SERIES)
Description	2-wire AMR fine pitch ring magnet sensor IC	omnipolar AMR digital sensor IC	anisotropic magneto-resistive speed and direction or position sensor IC
Magnetic actuation type	differential bridge	omnipolar	
Target	–	–	ring magnet encoder
Package style and packaging*	VF-401 flat TO-92-style, bag	U-pack: <ul style="list-style-type: none"> • 2SS52M-S: Surface mount, bag • 2SS52M: Straight standard leads, bag • 2SS52M-T2: Formed leads, ammpack tape-in-box • 2SS52M -T3: Straight standard leads, ammpack tape-in-box 2SS52MT: SOT-89B, pocket tape and reel	4-pin SIP, bag
Sensitivity (max. airgap, max. temp.)	–	–	±30 Gauss
Supply voltage range	4.5 Vdc to 16 Vdc	3.8 Vdc to 30 Vdc	4.0 V to 24 V
Supply current	<ul style="list-style-type: none"> • operate: 16.8 mA max. • release: 8.4 mA max. 	11 mA max.	20 mA max.
Output type	digital sourcing	digital sinking	4-pin quadrature voltage outputs
Operating temperature range	-40°C to 150°C [-40°F to 302°F]	-40°C to 150°C [-40°F to 302°F]	-40°C to 150°C [-40°F to 302°F]
Features	wide speed capability, output pattern independent of gap between target and sensor, improved insensitivity to run-out, tilt, and twist, reverse polarity protection	omnipolar magnetics, sinking output, low Gauss operation (25 G max.), operating speed of 0 kHz to over 100 kHz	ESD protected: JEDEC JS-002-2014, short circuit protected

*See dimensions on page 3.

MAGNETIC SENSORS HALL-EFFECT DIGITAL SENSOR ICs

Constructed from a thin sheet of conductive material with output connections perpendicular to the direction of current flow. Include bipolar, latching, omnipolar, or unipolar magnetics in a variety of package styles. Energy-efficient micropower versions for potential applications with low power requirements and/or battery operation.



DIGITAL	SL353	SS30AT, SS40A, SS40-L, SS40-T2, SS40-T3, SS50AT	SS311PT, SS411P	SS340RT, SS440R SERIES	SS345PT, SS445P	SS351AT, SS451A, SS551AT	SS360NT, S360ST, SS360ST-10K, SS460S, SS460S-T2, SS460S-T3, SS460-LP	VF360NT, VF360ST, VF460S	SS360PT, SS460P, SS460P-T2
Description	micropower omnipolar Hall-effect digital sensor IC	low-cost bipolar Hall-effect digital sensor IC	low-cost bipolar Hall-effect digital sensor IC with built-in pull-up resistor	low-cost unipolar Hall-effect digital sensor IC	unipolar Hall-effect digital sensor IC with built-in pull-up resistor	low-cost omnipolar Hall-effect digital sensor IC	high sensitivity, latching Hall-effect digital sensor IC	high sensitivity latching Hall-effect digital sensor IC	high sensitivity latching Hall-effect digital sensor IC with built-in pull-up resistor
Magnetic actuation type	omnipolar	bipolar	bipolar	unipolar	unipolar	omnipolar	latching	latching	latching
Package style and packaging*	SOT-23, pocket tape and reel	<ul style="list-style-type: none"> • SS30AT: SOT-23, pocket tape and reel • SS40A: flat TO-92-style, straight standard leads, bag • SS41-L: flat TO-92-style, straight long leads, bag • SS40A-T2: flat TO-92-style, formed leads, ammopack tape-in-box • SS40A-T3: flat TO-92-style, straight standard leads, ammopack tape-in-box • SS50AT: SOT-89B, pocket tape and reel 	<ul style="list-style-type: none"> • SS311PT: SOT-23, pocket tape and reel • SS411P: flat TO-92-style, straight standard leads, bag 	<ul style="list-style-type: none"> • SS340RT: SOT-23, pocket tape and reel • SS440R: flat TO-92-style, straight standard leads, bag 	<ul style="list-style-type: none"> • SS345PT: SOT-23, pocket tape and reel • SS445P: flat TO-92-style, straight standard leads, bag 	<ul style="list-style-type: none"> • SS351AT: SOT-23, pocket tape and reel • SS451A: flat TO-92-style, straight standard leads, bag • SS551AT: SOT-89B, pocket tape and reel 	<ul style="list-style-type: none"> • SS360NT, SS360ST, SS360ST-10K: SOT-23, pocket tape and reel • SS460S: flat TO-92-style, straight standard leads (bulk) • SS460S-T2: Flat TO-92-style, formed leads, ammopack tape-in-box • SS460-LP: Flat TO-92-style, straight long leads, pocket tape and reel 	<ul style="list-style-type: none"> • VF360NT, VF360ST: SOT-23, pocket tape and reel • VF460S: flat TO-92-style, straight standard leads, bag 	<ul style="list-style-type: none"> • SS360PT: SOT-23, pocket tape and reel • SS460P: flat TO-92-style, straight standard leads, bag • SS460P-T2: flat TO-92-style, formed leads, ammopack tape-in-box
Supply voltage	2.2 Vdc to 5.5 Vdc	4.5 Vdc to 24 Vdc	2.7 Vdc to 7 Vdc	<ul style="list-style-type: none"> • SS340RT >125°C [257°F]: 3 Vdc to 12 Vdc • all others: 3 Vdc to 18 Vdc 	2.7 Vdc to 7.0 Vdc	<ul style="list-style-type: none"> • SS351AT, SS551AT (-40°C to 125°C [-40°F to 257°F]): 3 Vdc to 24 Vdc • SS351AT (150°C [302°F]): 3 Vdc to 12 Vdc • SS451A (-40°C to 150°C [-40°F to 302°F]): 3 Vdc to 24 Vdc 	3 Vdc to 24 Vdc	3 Vdc to 24 Vdc	3 Vdc to 24 Vdc
Supply current	<ul style="list-style-type: none"> • SL353LT: 1.8 mA typ. at 2.8 Vdc • SL353HT: 0.33 mA typ. at 2.8 Vdc 	10 mA max.	14 mA max.	8 mA	14 mA	<ul style="list-style-type: none"> • 3 V: 5 mA max. at 25°C [77°F] • 5 V: 6 mA max. at 25°C [77°F] 	8 mA max.	8 mA	10 mA
Operating temperature range	-40°C to 85°C [-40°F to 185°F]	<ul style="list-style-type: none"> • SS40A: -40°C to 125°C [-40°F to 257°F] • SS30AT, SS50AT: -40°C to 125°C [-40°F to 257°F] 	-40°C to 150°C [-40°F to 302°F]	<ul style="list-style-type: none"> • SS340RT (3 Vdc to 24 Vdc): -40°C to 125°C [-40°F to 257°F] • SS340RT (3 Vdc to 12 Vdc), SS440R (3 Vdc to 24 Vdc): -40°C to 150°C [-40°F to 302°F] 	-40°C to 150°C [-40°F to 302°F]	-40°C to 150°C [-40°F to 302°F]	-40°C to 125°C [-40°F to 257°F]	-40°C to 150°C [-40°F to 302°F]	-40°C to 125°C [-40°F to 257°F]
Features	low supply voltage combined with very low average current reduces power consumption	high output current and speed capability, reverse polarity protection	built-in pull-up resistor, low voltage, enhanced sensitivity	simple activation from a North pole (SS340RT) or South pole (SS440R), multiple magnetic sensitivities (high, medium, and low)	simple activation from a North pole (SS345PT) or a South pole (SS445P)	built-in reverse polarity protection, typical operating point of 85 G at 25°C [77°F]	fastest response time in its class, no chopper stabilization	qualified to the AEC-Q100 standard for potential use in automotive applications, fastest response time in its class	fastest response time in its class, no chopper stabilization, operates from only 30 Gauss typical, at 25°C [77°F]

*See dimensions on page 3.



MAGNETIC SENSORS HALL-EFFECT DIGITAL AND LINEAR SENSOR ICs

Potential applications are many, including closure detection; presence-absence, metering, and displacement sensing in laptops, drug carts, and battery-powered equipment including hand-held scanners, computers, and water/gas/electricity meters; and speed and RPM sensing in brushless dc motors.



DIGITAL	SS361CT, S461C	SS361RT, SS461R
Description	high sensitivity, latching Hall-effect digital sensor IC	low-cost Hall-effect digital sensor IC
Magnetic actuation type	latching	latching
Package style and packaging*	<ul style="list-style-type: none"> SS361CT: SOT-23, pocket tape and reel SS461C: flat TO-92-style, straight standard leads, bag 	<ul style="list-style-type: none"> SS361RT: SOT-23, pocket tape and reel SS461R: flat TO-92-style, straight standard leads, bag
Supply voltage	4 Vdc to 24 Vdc	<ul style="list-style-type: none"> SS361RT >125°C [257°F]: 3 Vdc to 12 Vdc all others: 3 Vdc to 18 Vdc
Supply current	6 mA max.	8 mA
Operating temperature range	-40°C to 125°C [-40°F to 257°F]	<ul style="list-style-type: none"> SS361RT (3 V to 12 V), SS461R: -40°C to 150°C [-40°F to 302°F] SS361RT (3 V to 18 V): -40°C to 125°C [-40°F to 257°F]
Features	enhanced sensitivity, built-in reverse voltage capability	enhanced sensitivity, built-in reverse polarity protection, robust design

*See dimensions on page 3.




DIGITAL	SS400 SERIES, SS500 SERIES	SS41, SS41-L, SS41-T2, SS41-T3, SS51T
Description	unipolar/bipolar/latching Hall-effect digital sensor IC	bipolar Hall-effect digital sensor IC
Magnetic actuation type	unipolar, bipolar, latching	bipolar
Package style and packaging*	SS400 Series: flat TO-92-style <ul style="list-style-type: none"> SS4XX: straight standard leads, bag SS4XX-L: straight long leads, bag SS4XX-T2: formed leads, ammopack tape-in-box SS4XX-T3: straight standard leads, ammopack tape-in-box SS4XX-S: surface mount, bag SS4XX-SP: surface mount, pocket tape and reel SS500 Series: SOT-89B, pocket tape and reel	<ul style="list-style-type: none"> SS41: flat TO-92-style, straight standard leads, bag SS41-L: flat TO-92-style, straight long leads, bag SS41-T2: flat TO-92-style, formed leads, ammopack tape-in-box SS41-T3: flat TO-92-style, straight standard leads, ammopack tape-in-box SS51T: SOT-89B, pocket tape and reel
Supply voltage	3.8 Vdc to 30 Vdc (inclusive)	4.5 Vdc to 24 Vdc
Supply current	<ul style="list-style-type: none"> SS400: 10 mA SS500: 8.7 mA at 5 Vdc 	15 mA max.
Operating temperature range	-40°C to 150°C [-40°F to 302°F]	-40°C to 150°C [-40°F to 302°F]
Features	multiple operate/release points available	high output current, reverse polarity protection

*See dimensions on page 3.



DIGITAL	SS41F6	VF526DT
Description	high voltage and ESD protection bipolar Hall-effect digital sensor IC	latching dual Hall-effect digital sensor IC with speed and direction outputs
Magnetic actuation type	bipolar	latching
Package style and packaging*	flat TO-92-style, straight standard leads, bag	SOT-89B (pocket tape and reel)
Supply voltage	4.5 Vdc to 60 Vdc	3.4 Vdc to 24 Vdc
Supply current	10 mA max	14 mA max.
Output type	-	digital sinking
Operating temperature range	-40°C to 150°C [-40°F to 302°F]	-40°C to 125°C [-40°F to 257°F]
Features	ESD protected +16 kV HBM, enhanced Vsupply	latching magnetics, sinking output, tape and reel available

*See dimensions on page 3.







LINEAR & ANGLE	SS490 SERIES (LINEAR)	SS39ET, SS49E, S59ET (LINEAR)	APS00B (ANGLE)
Description	Hall-effect linear sensor IC	Hall-effect linear sensor IC	high resolution magnetic displacement sensor IC
Magnetic actuation type	linear	linear	analog, saturated mode
Package style and packaging*	Flat TO-92-style: <ul style="list-style-type: none"> SS4XX: straight standard leads, bag SS4XX-L: straight long leads, bag SS4XX-T2: formed leads, ammopack tape-in-box SS4XX-T3: straight standard leads, ammopack tape-in-box SS4XX-S: surface mount, bag SS4XX-SP: surface mount, pocket tape and reel 	<ul style="list-style-type: none"> SS39ET: SOT-23, pocket tape and reel SS49E: flat TO-92-style, straight standard leads, bag SS59ET: SOT-89B, pocket tape and reel 	SOIC-8
Supply voltage	4.5 Vdc to 10.5 Vdc	2.7 Vdc to 6.5 Vdc	1 Vdc to 12 Vdc
Supply current	10 mA	10 mA max.	7 mA max.
Output type	ratiometric sinking or sourcing	ratiometric sourcing	sin(2θ), cos(2θ)
Operating temperature range	-40°C to 150°C [-40°F to 302°F]	-40°C to 100°C [-40°F to 212°F]	-40°C to 150°C [-40°F to 302°F]
Features	linear magnetics, ratiometric sourcing output, positive temperature coefficient, different package styles	linear magnetics, ratiometric sourcing output, low voltage operation, different package styles	dual analog voltages respond to changes in magnetic field angle; sine and cosine output; accurate to 0,102 mm [0.004 in]

*See dimensions on page 3.

MAGNETIC SENSORS

VALUE-ADDED HALL-EFFECT SENSORS

Consist of Hall-effect or anisotropic magnetoresistive sensor ICs packaged in a variety of housings. Include vane sensors and digital position sensors. Potential applications include position and RPM sensing, cam and crankshaft speed and position, transmissions, tachometers, traction control, and sprocket speed.




	4AV19F	SR16 SERIES, SR17 SERIES	103SR SERIES (DIGITAL)	103SR SERIES (LINEAR)	SR13/SR15 SERIES	SR3 SERIES	SR4 SERIES
Description	vane-operated, integral magnet, position solid state switch	low-cost Hall-effect vane sensor	Hall-effect digital position sensor	Hall-effect linear position sensor	quad Hall-effect position sensor	Hall-effect digital position sensor	magnetoresistive digital position sensor
Package material and style	plastic	<ul style="list-style-type: none"> • SR16 Series: plastic dual tower with variety of terminations • SR17 Series: plastic side-mount wire exit 	aluminum threaded barrel	aluminum threaded barrel	snap-in or flat mount packages	plastic threaded barrel	plastic threaded barrel
Magnetic actuation type	–	–	unipolar, bipolar, latching	linear	bipolar, unipolar, latching	unipolar, bipolar	omnipolar
Operation	vane operated	ferrous metal actuator	proximity to external magnet	proximity to external magnet	proximity to external magnet	proximity to external magnet	proximity to external magnet
Supply voltage range	4.5 Vdc to 26.5 Vdc	3.8 Vdc to 30 Vdc	4.5 Vdc to 24 Vdc	4.5 Vdc to 10.5 Vdc	3.8 Vdc to 30 Vdc	4.5 Vdc to 24 Vdc	3.8 Vdc to 30 Vdc
Supply current	5 mA to 18.5 mA	10 mA max.	4 mA to 10 mA (inclusive)	7 mA	13 mA	10 mA	11 mA
Output type	current sinking	digital sinking	digital sinking	ratiometric sinking/sourcing	digital sinking	digital sinking	digital sinking
Operating temperature range	-40°C to 150°C [-40°F to 302°F]	-20°C to 85°C [-4°F to 185°F]	-40°C to 100°C [-40°F to 212°F]	-40°C to 100°C [-40°F to 212°F]	-40°C to 150°C [-40°F to 302°F]	-40°C to 85°C [-40°F to 185°F]	-40°C to 85°C [-40°F to 185°F]
Dimensions	15,75 mm W x 13,21 H [0.62 in W x 0.52 in H]	24,6 mm x 12,4 mm [0.97 in x 0.49 in]	Ø11,9 mm x 25,4 mm [Ø15/32-2 x 1.0 in]	Ø11,9 mm x 25,4 mm [Ø15/32-2 x 1.0 in]	7,6 mm W x 20,3 mm H [0.30 in W x 0.80 in H]	Ø12,4 mm x 25,4 mm [Ø0.49 in x 1.0 in]	19,0 mm H x 25,4 mm [0.75 in H x 1.0 in]
Features	magnet and sensor are incorporated in the same rugged package; operated by a low cost, easy to fabricate, ferrous vane interrupter; closely controlled differential to predict pulse width; leadwire termination: 24 AWG	sinking output, non-contact position sensing, environmentally sealed, three terminations	unipolar, bipolar, and latching magnetics; sinking or sourcing output, aluminum housing, color-coded jacketed cable, adjustable mounting	linear magnetics, ratiometric sinking/sourcing output, aluminum housing, color-coded jacketed cable, adjustable mounting	snap-in or flat mount packages; quad-hall design eliminates stress effects; temperature compensated magnetics; high output capability, 50 mA absolute maximum;	NEMA 3, 3R, 3S, 4, 4X, 12, and 13; unipolar and bipolar magnetics, sinking output; frequencies exceeding 100 Hz	NEMA 3, 3R, 3S, 4, 4X, 12, and 13; omnipolar magnetics, sinking output

POSITION SENSORS SMART POSITION SENSORS



SMART Position Sensors are some of the most durable and adaptable position devices. These sensors use a patented combination to provide absolute position sensing with enhanced speed and accuracy. Their simple, non-contact design eliminates mechanical failure mechanisms, reduces wear and tear, improves reliability and durability, enhances operation efficiency and safety, and minimizes downtime.



	SMART Arc CAN ENABLED 145°	SPS SERIES (LINEAR)	SPS SERIES (ARC)	SPS SERIES (ROTARY)
Description	utilizes magnetoresistive technology to detect the position of a magnet relative to the sensor, within a sensing range of 0° to 145°	measures linear movement of a magnet attached to a moving object	measures angular movement of a magnet attached to a moving object	measures rotary movement of a magnet attached to a moving object
Configuration	145°	linear	arc	rotary
Sensing range	0° to 145°	<ul style="list-style-type: none"> • 35 mm: 0 mm to 35 mm [0 in to 1.38 in] • 75 mm: 0 mm to 75 mm [0 in to 2.95 in] • 225 mm: 0 mm to 225 mm [0 in to 8.86 in] 	<ul style="list-style-type: none"> • 100°: 0° to 100° • 180°: 0° to 180° 	0° to 360°
Actuator sensing location on arc	–	–	<ul style="list-style-type: none"> • 100°: inside or outside • 180°: inside 	–
Resolution	0.02°	<ul style="list-style-type: none"> • 35 mm analog: 0,04 mm [0.0016 in] • 75 mm analog: 0,05 mm [0.002 in] • 225 mm analog: 0,14 mm [0.0055 in] • 225 mm digital: 0,0035 mm [0.000137 in] 	<ul style="list-style-type: none"> • 100° inside and outside: 0.06° • 180° inside: 0.11° 	0.01°
Supply voltage	9 V to 36 V	<ul style="list-style-type: none"> • 35 mm: 4.75 Vdc to 5.25 Vdc • all other versions: 6 Vdc to 24 Vdc 	<ul style="list-style-type: none"> • 100° inside: 6 Vdc to 24 Vdc, 18 Vdc to 40 Vdc • 100° outside: 5 Vdc • 180° inside: 6 Vdc to 24 Vdc, 18 Vdc to 40 Vdc 	12 mA to 30 mA
Supply current	100 mA	<ul style="list-style-type: none"> • 35 mm analog: 20 mA max. • 75 mm analog: 32 mA max. • 225 mm analog: 34 mA max. • 225 mm digital: 88 mA max. 	<ul style="list-style-type: none"> • 100° inside: 45 mA max. • 100° outside: 30 mA max. • 180° inside: 45 mA max. 	90 mA max.
Output	CAN-2.0B SAE J1939	<ul style="list-style-type: none"> • 35 mm analog: 0.55 Vdc to 4.15 Vdc • 75 mm and 225 mm analog: 0 Vdc to 5 Vdc • 225 mm digital: RS232 type 	0.5 Vdc to 4.5 Vdc	4 mA to 20 mA
Air gap	<ul style="list-style-type: none"> • Sensor-161: 5,25 mm [0.21 in] • Sensor-220: 6,75 mm [0.27 in] 	<ul style="list-style-type: none"> • 35 mm analog: 8,5 mm ±1,0 mm [0.334 in ±0.039 in] • all other versions: 3,0 mm ±2,5 mm [0.118 in ±0.098 in] 	<ul style="list-style-type: none"> • 100° inside: 7,8 mm ±2,5 mm [0.307 in ±0.098 in] • 100° outside: 9,2 mm ±2,5 mm [0.36 in ±0.098 in] • 180° inside: 8,5 mm ±2,5 mm [0.338 in ±0.098 in] 	3,0 mm ±2,0 mm [0.118 in ±0.079 in]
Operating temperature range	-40°C to 85°C [-40°F to 185°F]	-40°C to 125°C [-40°F to 257°F]	-40°C to 85°C [-40°F to 185°F]	-40°C to 85°C [-40°F to 185°F]
Storage temperature range	-55°C to 105°C [-67°F to 221°F]	-40°C to 150°C [-40°F to 302°F]	-40°C to 150°C [-40°F to 302°F]	-40°C to 150°C [-40°F to 302°F]
Termination	Deutsch DT06-04	<ul style="list-style-type: none"> • 35 mm analog: TYCO Super Seal 282087-1 integral connector • all other versions: 18 AWG flying leads 	<ul style="list-style-type: none"> • 100° inside: 4-pin M12 connector, 18 AWG flying leads • 100° outside: Ampseal 16 connector • 180° inside: 4-pin M12 connector 	M12 connector (male 5-pin)
Sealing	IP68, IP69K	IP67, IP69K	IP67, IP69K	IP67, IP69K
Housing material	RoHS-compliant materials meet Directive 2002/95/EC	thermoplastic	thermoplastic	aluminum with powder coating
Approvals	CE	CE	CE	CE
Dimensions (L x W x H)	<ul style="list-style-type: none"> • Sensor-161: Ø171,5 mm [Ø6.75 in] • Sensor-220: Ø233,50 mm [Ø 9.19 in] cable length: 1000 mm ±20 mm	<ul style="list-style-type: none"> • 35 mm: 85 mm x 31,95 mm x 35,5 mm [3.35 in x 1.26 in x 1.40 in] • 75 mm: 145 mm x 18,0 mm x 28,2 mm [5.7 in x 7.1 in x 1.11 in] • 225 mm: 287,3 mm x 18,0 mm x 28,2 mm [11.3 in x 0.71 in x 1.11 in] 	<ul style="list-style-type: none"> • 100°: 183 mm x 86 mm x 31 mm [7.20 in x 3.39 in x 1.22 in] • 180°: 222 mm x 107 mm x 31 mm [8.74 in x 4.21 in x 1.22 in] 	113,5 mm x 106,5 mm x 22,0 mm [4.46 in x 4.19 in x 0.87 in]
Potential applications	front end loader and digger/excavator boom position; refuse truck lift and automatic reach arm position; articulated vehicle steering position; timber harvester/processor equipment cutter arm position; on-board loader weighing system position; telescoping conveyor elevation; rail-road crossing arms position; remote weapon systems elevation; chassis suspension systems position height; ground-based solar panels and satellite dish elevation and azimuth; robotically assisted surgery equipment position	valve position, material handling, plastic molding, wafer handling, CNC machines, passenger bus level position, truck-mounted crane outrigger position, heavy equipment attachment identification, engine transmissions (35 mm only), marine motors, and aircraft actuators	aerial work lift platform, front end loader and digger/excavator boom position, scissor lift position, refuse truck lift and automatic reach arm position, mobile crane steering, timber harvester/processor equipment cutter arm angle, on-board loader weighing system position, telescoping conveyor elevation, power generation contact angle, railroad crossing arms position, remote weapon systems elevation, chassis suspension systems position height, military vehicle door position, ground-based solar panels elevation and azimuth, ground-based satellite dish elevation and azimuth, robotically-assisted surgery equipment position, patient bed elevation	steering angle, articulation angle, boom arm detection, solar panels, wind turbines.

POSITION SENSORS INERTIAL MEASUREMENT UNITS (IMU)

High-end position sensors with sensitive multi-axis motion control. IMUs measure the motion of the equipment onto which they are attached and deliver the data to the equipment's control module, allowing the operator to focus on other equipment functions, enabling more precise control than can be achieved by using only the human eye, thus increasing safety, stability and productivity.



TARS SERIES

Description	6 degrees of freedom, 6-D motion variant
Angular rate range	-245 deg/s to +245 deg/s
Supply voltage	<ul style="list-style-type: none"> • TARS-LCASS: 4.5 V to 5.5 V • TARS-HCASS: 9 V to 36 V
Supply current	100 mA max.
Startup time	500 ms min. to 2000 ms max.
Output type	SAEJ1939 CAN 29
Operating temperature range	-40°C to 85°C [-40°F to 185°F]
Accelerometer range	-78.48 m/s ² to +78.48 m/s ²
Accelerometer resolution	0.01 m/s ²
Sealing	IP67, IP69K
Housing material	PBT thermoplastic
Approvals/testing/qualifications	EMI/EMC, ESD, mechanical and thermal shock, random vibration, humidity, salt spray, chemical compatibility, automotive grade
Dimensions (diameter x height)	Ø138 mm x 28 mm [Ø5.433 in x 1.102 in]
Features	high performance IMU; reports vehicle angular rate, acceleration and inclination (6 degrees of freedom); advanced filtering of raw sensor data; improves positioning accuracy; optional metal guard for added protection; may be pre-configured at the Honeywell factory for immediate installation out of the box or be delivered with customizable firmware that allows manufacturers to use a single part number across vehicles and applications; may be customized to best meet application needs using the TARS Configurator Tool (TCT) software to change selected parameters such as broadcast rate, orientation, and filter settings.

POSITION SENSORS PROXIMITY SENSORS

Designed to meet demanding temperature, vibration, shock, and EMI/EMP interference specifications. Multiple potential applications are found in aerospace, ordnance, marine, and off-shore equipment.



	100 FW	200 FW	300 FW
Description	one-piece 5/8 in proximity sensor	one-piece 5/8 in proximity sensor	two-piece proximity sensor
Technology	ECKO	Hall-effect	ECKO
Target material	all metals	magnet	ferrous metals
Load current	120 mA, 50 mA lamp	100 mA, 50 mA lamp	750 mA
Supply current	20 mA max. at 25°C	20 mA max. at 25°C	65 mA max.
Sensing face	shielded, unshielded	shielded	shielded
Housing material	stainless steel	stainless steel	stainless steel
Guaranteed actuation distance	<ul style="list-style-type: none"> • 1 mm to 1,99 mm [0.039 in to 0.0783 in] • 5 mm to 10 mm [0.197 in to 0.394 in] 	2 mm to 2,99 mm [0.079 in to 0.118 in]	1,78 mm to 3,3 mm [0.07 in to 0.130 in]
Operating temperature range	-55°C to 125°C [-67°F to 257°F]	-54°C to 100°C [-65.2°F to 212°F]	-77°C to 125°C [-106.6°F to 257°F]
Supply voltage	18 Vdc to 32 Vdc	18 Vdc to 32 Vdc	18 Vdc to 32 Vdc
Output type	<ul style="list-style-type: none"> • normally open • current sinking 	<ul style="list-style-type: none"> • normally open/closed • current sinking 	<ul style="list-style-type: none"> • normally open/closed • current sinking
Approvals	FM Class 1, Division 2, Groups A, B, C, D	FM Class 1, Division 2, Groups A, B, C, D	MIL-STD-810B
Dimensions	sensing face: 5/8 in x 63,5 mm L [2.5 in L]	sensing face: 5/8 in x 63,5 mm L [2.5 in L]	Ø 11,2 mm x 31,8 mm L [Ø 0.44 in x 1.25 in L]
Features	all metal sensing, shielded three-wire dc sinking (NPN), high level of electronics protection, lead wire or connector termination	Hall-effect, magnetic field sensitive; high-frequency switching, shielded three-wire dc sinking (NPN); high level of electronics protection	ferrous metal sensing, two-piece construction, reverse polarity

POSITION SENSORS PROXIMITY SENSORS

Designed to meet demanding temperature, vibration, shock, and EMI/EMP interference specifications. Multiple potential applications are found in aerospace, ordnance, marine, and off-shore equipment.



	922AA2Y-A6P-0Z722A	922FS2-A6N-Z735A	932AB2W	932AA3W
Description	one-piece 15/32 in proximity sensor	one-piece 12 mm proximity sensor	one-piece M12 proximity sensor	one-piece M18 proximity sensor
Dimension	11,7 mm [0.46 in]	12 mm [0.47 in]	–	–
Operating frequency	2000 Hz	2000 Hz	200 mA	≤200 mA at 85°C to 100 mA at 100°C
Load current	250 mA	250 mA	ceramic	ceramic
Gd	3,6 mm [0.142 in]	2,8 mm [0.11 in]	6,8 mm [0.268 in]	8,5 mm [0.335 in]
Guaranteed actuation distance	2 mm to 2,99 mm [0.0787 in to 0.1177 in]	1 mm to 1,99 mm [0.039 in to 0.0783 in]	3 mm to 3,99 mm [0.118 in to 0.157 in]	4 mm to 4,99 mm [0.1574 in to 0.1965 in]
Operating temperature range	-55°C to 85°C [-67°F to 185°F]	-55°C to 85°C [-67°F to 185°F]	-40°C to 100°C [-40°F to 212°F]	-40°C to 100°C [-40°F to 212°F]
Shock	6 g 11 ms ABD 0007	6 g 11 ms ABD 0007	100 g 6 ms	100 g 6 ms
Supply voltage	14 Vdc to 32.5 Vdc	14 Vdc to 32.5 Vdc	20 Vdc to 33 Vdc	20 Vdc to 33 Vdc
BITE	no	no	no	no
Short circuit	yes	yes	yes	yes
Pressure proof	no	yes	no	no
Reverse polarity	no	no	yes	yes
Insulation resistance	–	–	>50 mOhm at 500 Vdc	>50 mOhm at 500 Vdc
Output type	normally open, current sourcing	normally open, current sourcing	normally open, current sourcing	normally open, current sourcing
Dimensions	15/32 in 51 mm [2.01 in]	12 mm [0.47 in] 50 mm L [1.97 in]	M12 x 1 77 mm L [3.03 in L]	M18 x 1 80 mm L [3.15 in L]
Features	stainless steel, high frequency switching, high level of electronics protection, lead wire or connector termination	stainless steel, high pressure capability (>350 bar), high level of electronics protection, lead wire or connector termination	stainless steel, high level of electronics protection, high frequency switching, lead wire or connector termination	Hall-effect, magnetic field sensitive, stainless steel, high level of electronics protection, high frequency switching

POSITION SENSORS AEROSPACE PROXIMITY SENSORS

General Aerospace Proximity Sensors (GAPS) and Harsh Aerospace Proximity Sensors (HAPS) both incorporate Honeywell's patented Integrated Health Monitoring functionality, however, they have technical differences that allow them to be used in various aerospace applications. GAPS can be used in less harsh areas of application with some differences of electrical and environmental characteristics when compared to HAPS. Whilst, HAPS Aerospace Proximity Sensors are configurable, non-contact, hermetically-sealed devices designed to sense the presence or absence of a target in harsh-duty aircraft applications.



	GENERAL AEROSPACE PROXIMITY SENSOR (GAPS)	HARSH APPLICATION PROXIMITY SENSOR (HAPS)
Description	configurable one piece 5/8 in proximity sensor	configurable one piece 5/8 in proximity sensor
Technology	FAVCO with integral health monitoring option	FAVCO with integral health monitoring option
Target (typ.)	SS 17-4PH rectangular target with dimensions 25 mm x 18 mm x 3 mm [0.98 in x 0.71 in x 0.12 in]	SS 17-4PH rectangular target with dimensions 25 mm x 18 mm x 3 mm [0.98 in x 0.71 in x 0.12 in]
Connector/leads	<ul style="list-style-type: none"> • D38999/25YA98PN • D38999/25YA98PA • EN2997Y10803MN 	<ul style="list-style-type: none"> • D38999/25YA98PN • EN2997Y10803MN • M83723/90Y10056 • M83723/90Y10058 • D38999/25YA98PA • M83723/90Y1005N • M83723/90Y10057 • Pigtail
Form factor	<ul style="list-style-type: none"> • inline, cylindrical, threaded • right angle, cylindrical, threaded • inline, cylindrical, flanged • right angle, cylindrical, flanged 	<ul style="list-style-type: none"> • inline, cylindrical, threaded • right angle, cylindrical, threaded • inline, cylindrical, flanged • right angle, cylindrical, flanged
Supply voltage	12 Vdc to 32 Vdc (input)	12 Vdc to 28 Vdc
Supply current	<10 mA	<10 mA
Sensing face	Inconel®	Inconel®
Housing material	stainless steel	stainless steel
Guaranteed actuation distance	see Figure 3 in datasheet for curve	see Figure 3 in datasheet for curve
Operating temperature range	-55°C to 115°C [-67°F to 239°F]	-55°C to 115°C [-67°F to 239°F]
Output type	see datasheet	see datasheet
Internal Health Monitoring	available	available
Short circuit protection	available	available
Reverse polarity protection	available	available
MTBF	500,000 flight hours	500,000 flight hours
Approvals	DO-160	DO-160
Measurements	see datasheet	see datasheet
Features	integrated health monitoring, hermetic, all metal package; high degree of vibration, EMI, and lightning protection; lead wire or connector termination; range of configurable features; preferred device for onboard aircraft applications	integrated health monitoring, hermetic, all metal package; high degree of vibration, EMI, and lightning protection; lead wire or connector termination; range of configurable features; preferred device for onboard aircraft applications

ROTARY POSITION SENSORS NON-CONTACT HALL-EFFECT SENSORS

Respond to the presence or to the interruption of a magnetic field, using a solid-state, Hall-effect IC to sense rotary movement of the actuator shaft and then producing a proportional output. The IC, circuitry and magnets are galvanized with an integral connector – more than a match for the most unforgiving conditions.



	RTY SERIES	RTP SERIES
Sensing range	50° (±25°), 60° (±30°), 70° (±35°), 90° (±45°), 120° (±60°), 180° (±90°), 270° (±135°), 360° (±180°)	50° (±25°), 60° (±30°), 70° (±35°), 90° (±45°), 120° (±60°), 180° (±90°), 270° (±135°), 350° (±175°), 360° (±180°)
Input voltage	<ul style="list-style-type: none"> • low voltage: 5 Vdc ±0.5 Vdc • high voltage: 10 Vdc to 30 Vdc 	<ul style="list-style-type: none"> • low voltage: 5 Vdc ±0.5 Vdc • high voltage: 10 Vdc to 30 Vdc
Output	<ul style="list-style-type: none"> • low voltage: 0.5 V to 4.5 V ratiometric (standard), 4.5 V to 0.5 V ratiometric (inverted) • high voltage: 0.5 V to 4.5 V ratiometric (standard), 4.5 V to 0.5 V ratiometric (inverted) 	<ul style="list-style-type: none"> • low voltage: 0.5 V to 4.5 V ratiometric (standard), 4.5 V to 0.5 V ratiometric (inverted) • high voltage: 0.5 V to 4.5 V ratiometric (standard), 4.5 V to 0.5 V ratiometric (inverted)
Input current	<ul style="list-style-type: none"> • low voltage: 20 mA max.; during output to ground short, 25 mA max. • high voltage: 32 mA max.; during output to ground short, 47 mA max. 	<ul style="list-style-type: none"> • low voltage: 20 mA max.; during output to ground short, 25 mA max. • high voltage: 32 mA max.; during output to ground short, 47 mA max.
EMI/EMC	<ul style="list-style-type: none"> • EMI radiated immunity: 100 V/m from 200 MHz to 1000 MHz per ISO11452-2 • EMI conducted immunity: <ul style="list-style-type: none"> - low voltage: 100 mA BCI per ISO11452-4 from 1 MHz to 200 MHz - high voltage: 100 mA BCI per ISO11452-4 from 1 MHz to 400 MHz • EMC: exceeds CE requirements 	<ul style="list-style-type: none"> • EMI radiated immunity: 100 V/m from 200 MHz to 1000 MHz per ISO11452-2 • EMI conducted immunity: <ul style="list-style-type: none"> - low voltage: 100 mA BCI per ISO11452-4 from 1 MHz to 200 MHz - high voltage: 100 mA BCI per ISO11452-4 from 1 MHz to 400 MHz • EMC: exceeds CE requirements
Life	35 M cycles	infinite
Sealing	IP67 & IP69K	IP67 & IP69K
Operating temperature range	-40°C to 125°C [40°F to 257°F]	-40°C to 125°C [40°F to 257°F]
Dimensions	55 mm L x 43 mm W x 41 mm H [2.17 in L x 1.69 in W x 1.61 in H]	59,6 mm L x 43,3 mm W x 17,8 mm H [2.35 in L x 1.70 in W x 0.70 in H]
Features	magnetically biased, Hall-effect IC senses rotary movement of the actuator over a set operating range; activated by integral shaft (available with or without lever)	magnetically biased, Hall-effect IC senses rotary movement of the actuator over a set operating range; activated by a separate magnet (available bare or housed)

POTENTIOMETERS CONDUCTIVE PLASTIC

Compact and rugged thick-film devices, these potentiometers are stable over a range of operating temperatures and available in a variety of resistance values. Provide high power dissipation and improved resistance temperature coefficient.



	MKV SERIES	SENSORCUBE SERIES
Description	high accuracy	sealed construction, cost effective
Rotational life	10 million cycles	10 million cycles
Element type	conductive plastic	conductive plastic
Power rating	1 W	1 W
Terminal type	turret	turret
Resistance range	500 Ohm to 20 kOhm	1 kOhm to 10 kOhm
Mounting type	bushing or servo	bushing, 1/4-in with 1/8-in shaft, or 3/8-in with a 1/4-in shaft
Electrical taper	linear	linear
Travel angle	up to 340°	50° to 300°
Operating temperature range	-65°C to 125°C [-85°C to 257°F]	-65°C to 125°C [-85°C to 257°F]
Output smoothness	down to 0.15 %	down to 0.25 %
Dimensions	<ul style="list-style-type: none"> • body: Ø22,23 mm [Ø 0.875 in] • bushing: 6,35 mm [0.25 in] x 32 NEF-2A 	<ul style="list-style-type: none"> • body: Ø18,92 mm [Ø 0.745 in] • bushing: 9,53 mm [0.375 in] x 32 NEF-2A
Features	linearity down to 0.1%, servo and bushing mounting, custom electrical travels	linearity 2% or less, sealed construction, custom electrical travels

FOR MORE INFORMATION

Honeywell Advanced Sensing Technologies services its customers through a worldwide network of sales offices and distributors. For application assistance, current specifications, pricing or the nearest Authorized Distributor, visit [our website](#) or call:

USA/Canada	+1 302 613 4491
Latin America	+1 305 805 8188
Europe	+44 1344 238258
Japan	+81 (0) 3-6730-7152
Singapore	+65 6355 2828
Greater China	+86 4006396841

Honeywell Advanced Sensing Technologies

830 East Arapaho Road
Richardson, TX 75081
sps.honeywell.com/ast

WARRANTY/REMEDY

Honeywell warrants goods of its manufacture as being free of defective materials and faulty workmanship during the applicable warranty period. Honeywell's standard product warranty applies unless agreed to otherwise by Honeywell in writing; please refer to your order acknowledgement or consult your local sales office for specific warranty details. If warranted goods are returned to Honeywell during the period of coverage, Honeywell will repair or replace, at its option, without charge those items that Honeywell, in its sole discretion, finds defective.

The foregoing is buyer's sole remedy and is in lieu of all other warranties, expressed or implied, including those of merchantability and fitness for a particular purpose. In no event shall Honeywell be liable for consequential, special, or indirect damages.

While Honeywell may provide application assistance personally, through our literature and the Honeywell web site, it is buyer's sole responsibility to determine the suitability of the product in the application.

Specifications may change without notice. The information we supply is believed to be accurate and reliable as of this writing. However, Honeywell assumes no responsibility for its use.